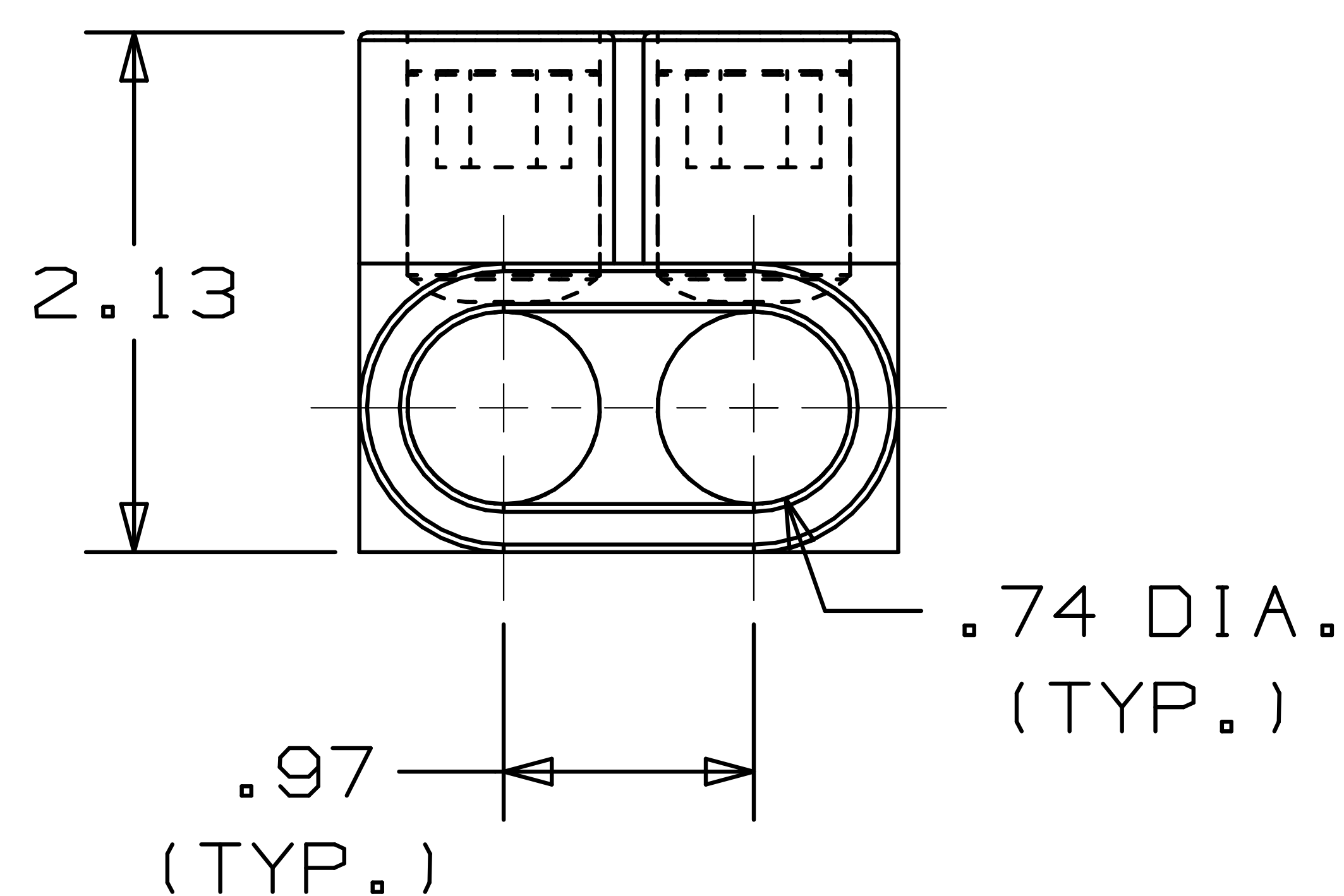
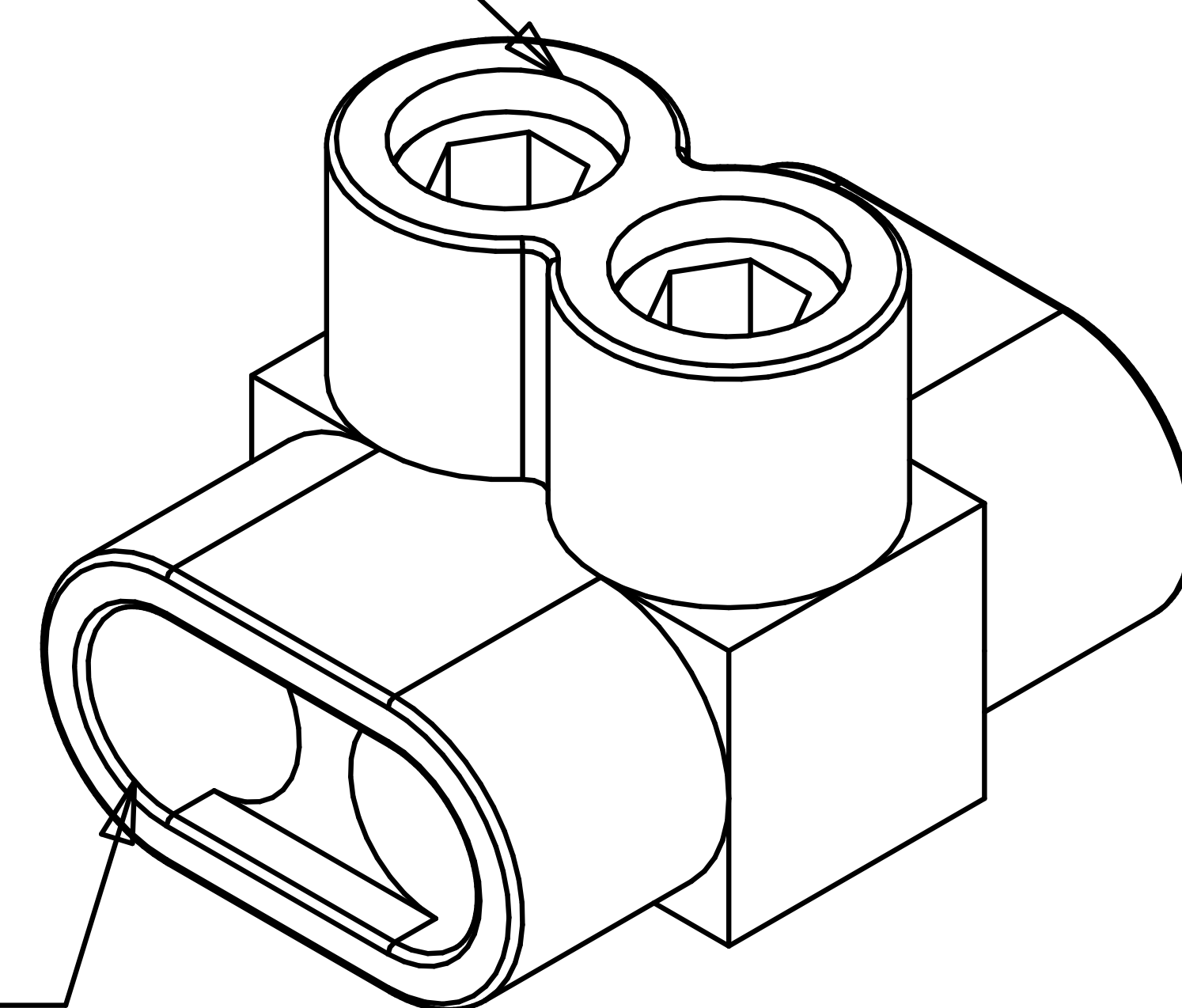


CLAMPING SCREW  
ACCESS PORT  
(TYP)

.69 DIA.  
(TYP.)

CONDUCTOR  
PORT  
(TYP)

TWO PORT CONNECTOR BLOCK SHOWN  
WITH PLASTIC CLOSURE PLUGS  
REMOVED. SEE TABLE FOR DIMENSIONS  
OF PARTS WITH ADDITIONAL PORTS.




.74 DIA.  
(TYP.)

PART NUMBER	# CONDUCTOR PORTS	DIM "L"
PCSB250-2-6Y	2	2.13
PCSB250-3-6Y	3	3.10
PCSB250-4-6Y	4	4.06
PCSB250-5-4Y	5	5.03
PCSB250-6-4Y	6	6.00
PCSB250-7-3Y	7	6.98
PCSB250-8-3Y	8	7.95

NOTES:

- UL 486B LISTED. DUAL RATED CU9AL FOR ALUMINUM OR COPPER CONDUCTORS. MEETS OR EXCEEDS ANSI C119.4
- WIRE RANGE: 250 MCM-#6 AWG STR ONLY ONE CONDUCTOR PER PORT ALLOWED.
- STRIP LENGTH: .88 +.06/-0
- HEX KEY SIZE: 5/16", TIGHTENING TORQUE 275 IN-LB.
- VOLTAGE RATING: 600 V. MAX. BUILDING WIRE, 1000 V. MAX. IN SIGNS & FIXTURES.
- TEMPERATURE RATING: 90° C.
- CONNECTOR BLOCK BODY, AND CLAMPING SCREWS ARE MADE FROM ALUMINUM. PORTS IN CONNECTOR BLOCK ARE PREFILLED WITH AN OXIDE-INHIBITING COMPOUND.
- INSULATION MATERIAL IS CLEAR PVC.
- CLAMPING SCREW ACCESS PORTS AND ALL WIRE ENTRY PORTS ARE PROVIDED WITH REMOVABLE PLASTIC CLOSURE PLUGS.
- ALL DIMENSIONS SHOWN ARE NOMINAL.
- PACKAGE QTY: -6Y = 6 PCS.  
-4Y = 4 PCS.  
-3Y = 3 PCS.
- THIS PART IS ROHS COMPLIANT.



LISTED  
509D

C41571\_01

**PANDUIT** CORP.

TINLEY PARK, ILLINOIS

MULTI-TAP INSULATED CONNECTORS  
PCSB 250 SERIES

REV	DATE	BY	CHK	DESCRIPTION	ECN #	CUST	PM
01	3/06	JHNU	LEM	REVISED ROHS NOTE	PC00334		
00	2/06	JHNU	LEM	DRAWING RELEASED - ROHS COMPLIANT	PC00299		

DRAWN BY JHNU	CHK'D	SCALE N/A	DRAWING NO. C41571
------------------	-------	--------------	-----------------------